



# Read with Sora!






## Sign into the Miami-Dade County Schools digital library

1. Go to <https://soraapp.com/library/dadeschools>.  
Or, download the Sora app and use **setup code: dadeschools**
2. Select **Sign in using Miami-Dade County Public School District**.
3. Sign in with your **SSO**.






Now that you've signed in, go to the **Explore** page to find a book to read. Click or tap **Borrow** for a book to begin reading!

## What's in Sora?

-  Ebooks
-  Audiobooks
-  And more!



## What can I do in Sora?

-  Read anytime, at school or home
-  Set a reading goal and track progress
-  Add notes & highlights while you read



## Add the Miami-Dade Public Library

*Add the public library to access even more digital books!*

1. Select  to open the **Main Menu**.
2. Click or tap 
3. Search for *Miami-Dade Public Library System*.
4. Select **Miami-Dade Public Library System** from the list to add it to Sora.
5. When you find a book you'd like to read, click or tap to **Borrow** or **Place hold**.
6. Enter your **library card number** and select **Sign in** to enjoy titles from the public library.



### Want to learn more?

Visit [Sora Help](#) for step-by-step instructions!



### Questions?

Ask your teacher or librarian for help!